

CB-EX

Chimney Fan

REV. A140129



US DRAFT CO.

A division of R.M. Manifold Group, Inc.



Applications

Gas vents serving Category I, II, III, & IV appliances ● Chimneys serving gas burning fireplaces

Performance

Capacities range up to 7,500CFM and up to 7"W.C. of static pressure

Listings and Ratings

UL 378, Standard for Draft Equipment ● UL 705, Standard for Power Ventilators ● Listed up to 575°F for continuous operation ● Rated up to 750°F for intermittent operation

Warranty

Two year mechanical warranty



Intertek

All rights reserved. Information may be updated without notice. Visit www.usdraftco.com for most current information

Description

Model CB chimney fan is ETL listed for all types of heating appliances ● Designed to mount outdoors at the termination of chimneys or gas vents to discharge flue gas away from building ● May be mounted for vertical or sidewall discharge ● Provides a negative pressure throughout the chimney or gas vent system to ensure safe operation ● Drain holes to prevent rain from entering chimney or gas vent ● Direct drive motor for quiet, belt-free operation

Construction

The housing and dynamically balanced backward inclined (BI) or curved (BC) impeller are available in high temperature powder coated carbon steel or 316L stainless steel

Motor

Electronically commutated 120/208-230VAC, 1φ totally enclosed air over (TEAO) ● Inverter Duty 208 or 480VAC 3φ NEMA Premium induction totally enclosed fan cooled (TEFC)

Standard Equipment

- Three foot flexible conduit
- Motor isolation plate
- Fan guard
- Integrated inlet ring
- Four 1/4"-20 or 5/8"-13 by 3/4" studs for mounting to adapter

Ordering Matrix

CBXX-AA-EX

XX = SIZE - 7, 13, 22, 35, 50, 75

AA = MATERIAL - CS (Carbon Steel), S6 (316SS)

US DRAFT CO.

A Division of RM Manifold Group, Inc.

220 S. Sylvania Avenue, Suite 207, Fort Worth, TX 76111

Phone: 817-393-4029 Fax: 866-903-5771

www.usdraftco.com

Project Name:

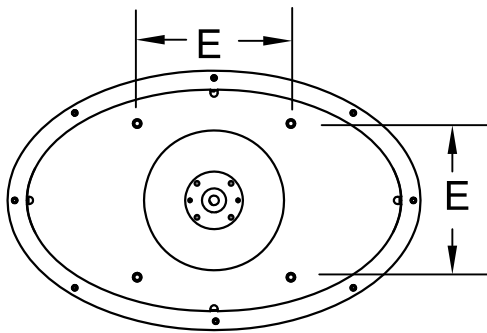
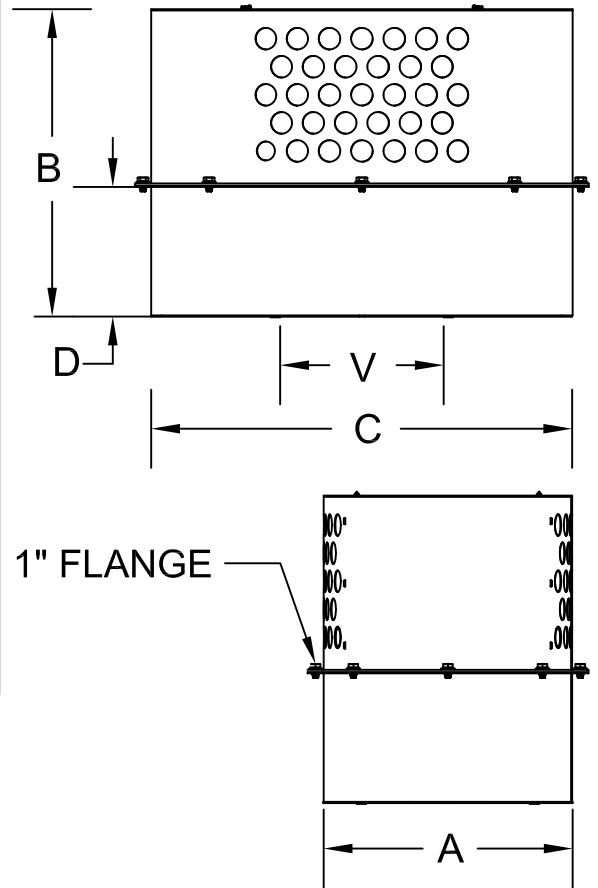
Location:

Engineer:

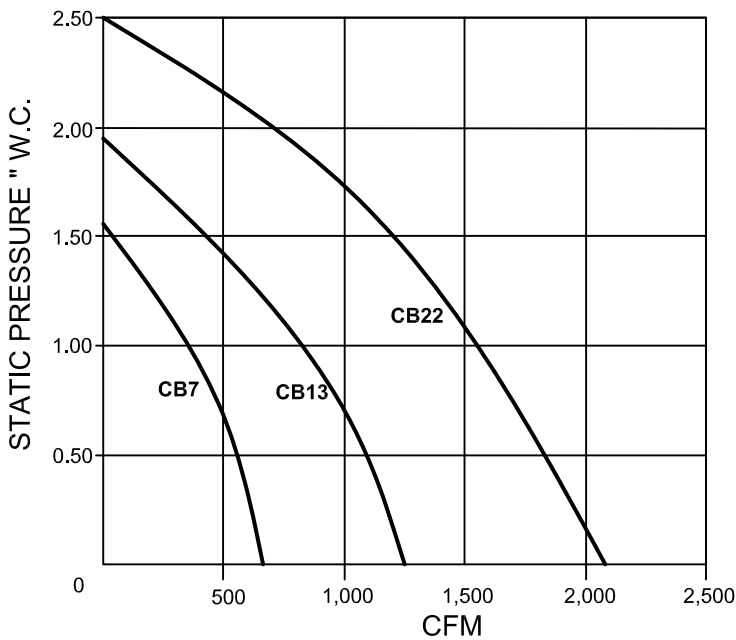
Contractor:

DIMENSIONAL INFORMATION

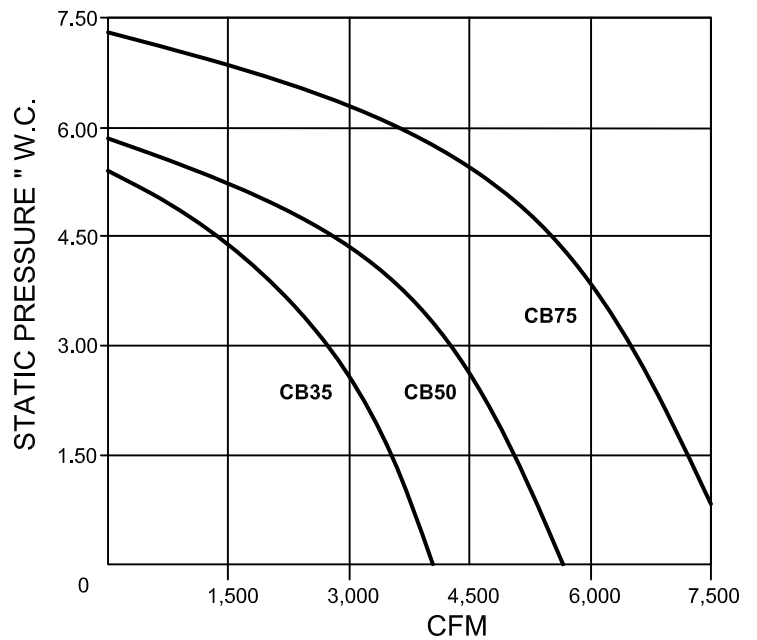
Model	CB7	CB13	CB22	CB35	CB50	CB75
A	13"	15 1/2"	18"	23"	28 7/8"	32 7/8"
B	12 3/8"	17 3/4"	20 3/4"	26 3/8"	34 3/8"	36 3/8"
C	19 1/2"	23 1/2"	28 1/2"	34"	47"	52"
D	7"	8 1/2"	9 1/2"	10 3/8"	17 1/3"	18 3/4"
E	8"	10"	12"	16"	22"	24"
V	8"	12"	16"	17"	24"	26"
WEIGHT	30 Lb.	45 Lb.	60 Lb.	85 Lb.	110 Lb.	135 Lb.
VOLTAGE	120	120	208-230/208/480	208/480	208/480	208/480
AMPS.	4.4/2.7	6.8/4.7	6.8/3.2/1.6	8.4/3.8	13.0/6.5	29.0/14.0
HP	1/3	1/2	3/4-1	3	5	10
FREQ.	50/60	50/60	50/60	50/60	50/60	50/60
PHASE	1	1	1/3/3	3	3	3
RPM	1800	1800	1800	1800	1800	1800
Impeller	BI	BI	BI	BC	BC	BC
Motor	EC	EC	EC/ID	ID	ID	ID



Performance Chart



Performance Chart



US DRAFT CO.

A Division of RM Manifold Group, Inc.
 220 S. Sylvania Avenue, Suite 207, Fort Worth, TX 76111
 Phone: 817-393-4029 Fax: 866-903-5771
 www.usdraftco.com

CB-EX
 Chimney Fan

REV. A140129